




# Visions 3000 Series 924 Parts Catalog

#1218583

3000 Series

FOR PRODUCT PRODUCED AFTER 4/07



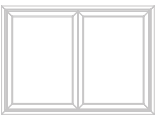
Casement

CASEMENT



Awning

AWNING



French Casement

FRENCH  
CASEMENT

**Visions Windows and Doors**

880 South View Drive • Mosinee, WI 54455 • 1-800-584-7680

Issued 10/07  
Revised 3/08

**TABLE OF CONTENTS:**

Awning Exploded View	1
Replacement Parts	2
Replacement Accessories	4
Replacement and Remodeling Parts	7
Screen Exploded View	8
Screen Replacement Parts	9

**DESCRIPTION:**

All vinyl top-hinged window with one operating sash.

**FRAME/SASH OPTIONS:**

- White
- Tan
- Cameo

**HARDWARE OPTIONS:**

Color matched to window.

**DISTINGUISHING FEATURES:**

- 3-1/4" Jamb thickness
- Integral nail fin

**HOW TO ORDER A PART:**

Identify the part using the **exploded view** and index. Locate the part in the **replacement parts** section using the **reference number** from the exploded view and index for a detailed part view and ordering information. **When identifying replacement parts, unit must be viewed from the exterior.**

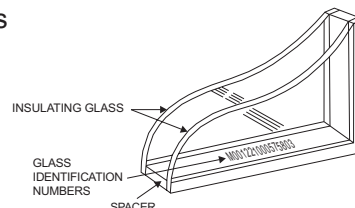
<b>Exploded View:</b>	Drawings show part location and are accompanied by indexes that reference part descriptions.
<b>Replacement Parts:</b>	Sections contain detailed views of individual replacement parts and ordering information.
<b>Reference Number:</b>	Shown in black boxes on the exploded views and listed numerically in the indexes. Parts appear sequentially by reference number in the replacement parts sections.

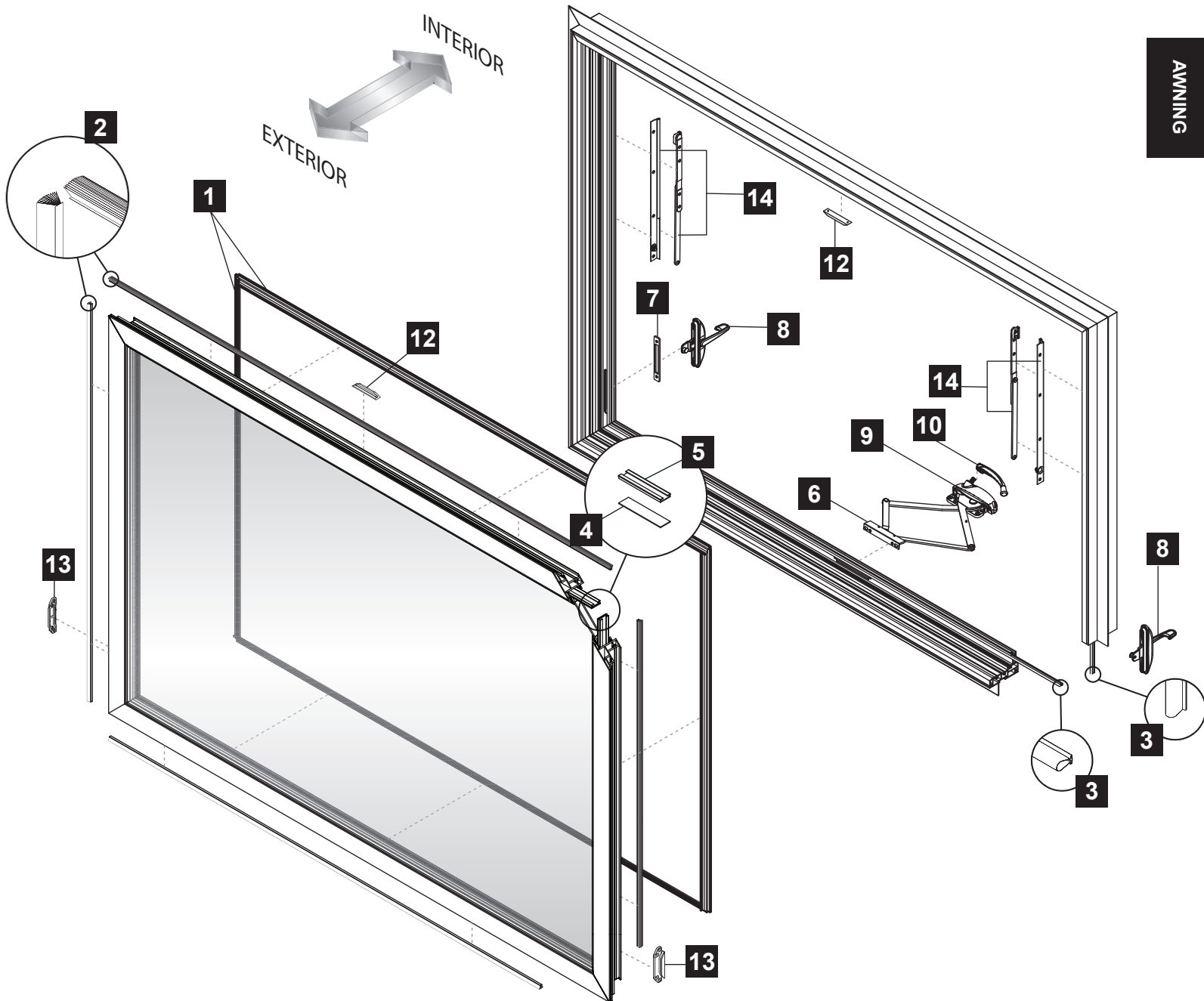
**GLASS IDENTIFICATION CODE:**

The glass code number references the date of manufacture, which is helpful in identifying the product.

**When ordering warranty replacement hardware, glass, sash or panels, it is necessary to specify the glass identification code.**

Markings are stamped on one of the four sides of the spacer which separates the two panes of glass. (see illustration at right)





Parts Shown	Page
<b>1</b> Glazing Bead (a,b).....	2
<b>2</b> Pile Weatherstrip .....	2
<b>3</b> Bulb Weatherstrip .....	2
<b>4</b> Glazing Shim .....	2
<b>5</b> Glazing Support Block.....	2
<b>6</b> Sash Bracket.....	3
<b>7</b> Sash Lock Mounting Plate.....	3

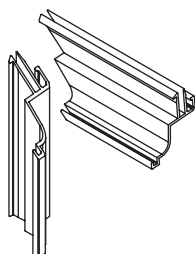
Parts Shown	Page
<b>8</b> Sash Lock.....	3
<b>9</b> Operator .....	3
<b>10</b> Folding Operator Handle .....	3
<b>12</b> Snubber (a,b).....	4
<b>13</b> Lock Keeper .....	4
<b>14</b> Hinge .....	4

Parts Not Shown	Page
<b>11</b> Operator Gasket.....	3
<b>15</b> Sash Lock Gasket .....	4
<b>16</b> - <b>31</b> Accessories .....	4-7
<b>32</b> Head Expander* .....	8
<b>33</b> Sill Extender* .....	8

\* For replacement and remodeling applications only.

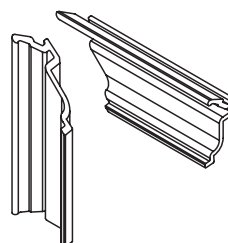
## 1a Glazing Bead (3/4" Insulated)

- ☐ White
- ☐ Tan
- ☐ Cameo

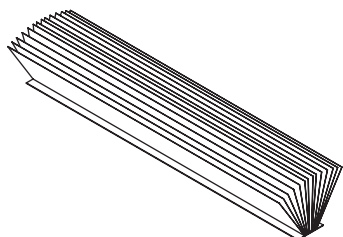


## 1b Glazing Bead (1" Insulated)

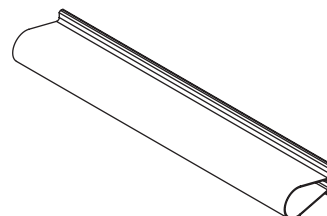
- ☐ White
- ☐ Tan
- ☐ Cameo



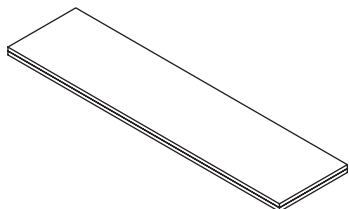
## 2 Pile Weatherstrip



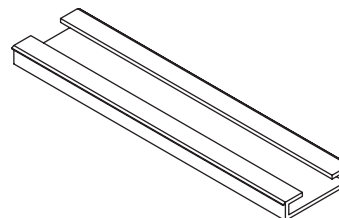
## 3 Bulb Weatherstrip



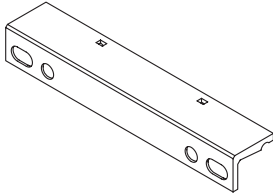
## 4 Glazing Shim



## 5 Glazing Support Block



## 6 Sash Bracket

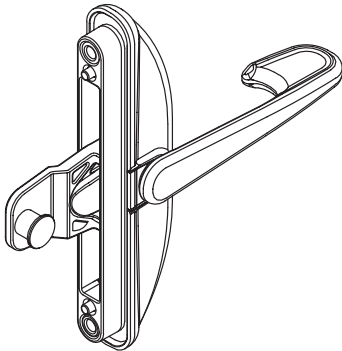


## 7 Sash Lock Mounting Plate



## 8 Sash Lock

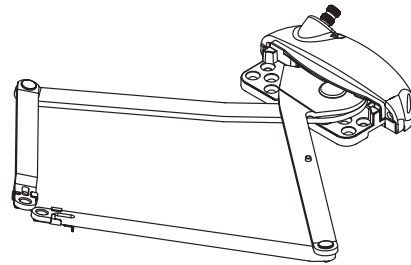
- ☐ White
- ☐ Tan
- ☐ Cameo



## 9 Operator

- ☐ Standard
- ☐ Stainless Steel

- ☐ White
- ☐ Tan
- ☐ Cameo

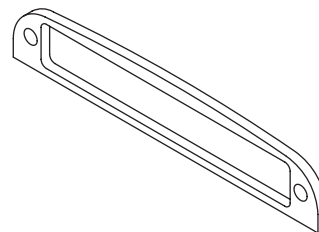


## 10 Folding Operator Handle

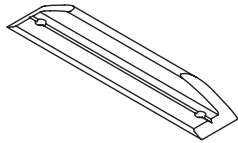
- ☐ White
- ☐ Tan
- ☐ Cameo



## 11 Operator Gasket

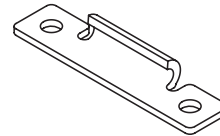


**12a** Snubber

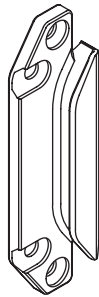


**12b** Snubber (Structural Performance Upgrade)

- ☐ Standard
- ☐ Stainless Steel

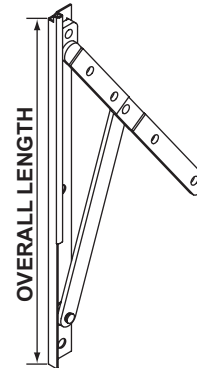


**13** Lock Keeper



**14** Hinge

- ☐ 10" Overall Length
- ☐ 14" Overall Length
- ☐ Standard
- ☐ Stainless Steel



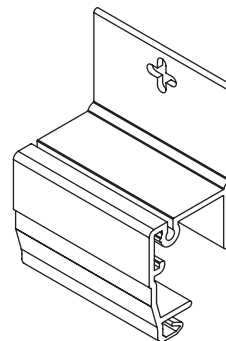
Right Shown  
Left Opposite

**15** Sash Lock Gasket



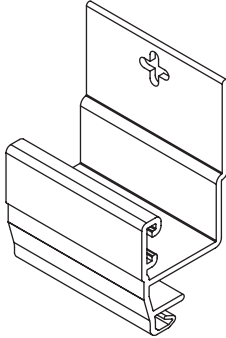
**16** Brickmould

- ☐ White
- ☐ Tan
- ☐ Cameo



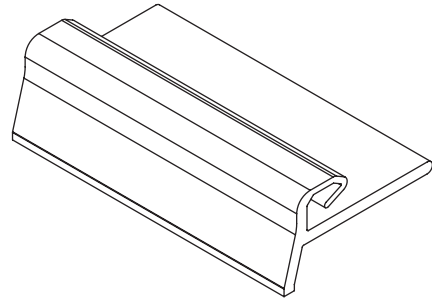
**17** Brickmould with J-Channel

- ☐ White
- ☐ Tan
- ☐ Cameo



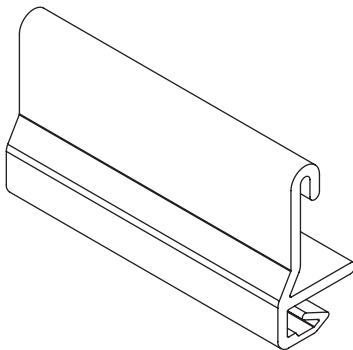
**18** Sill Nosing

- ☐ White
- ☐ Tan
- ☐ Cameo



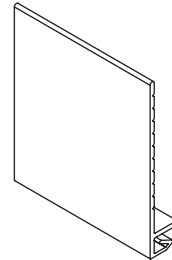
**19** J-Channel

- ☐ White
- ☐ Tan
- ☐ Cameo



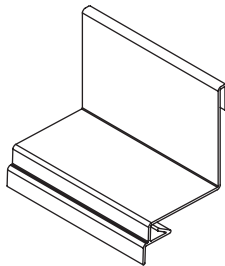
**20** Simulated Flat Casing

- ☐ White
- ☐ Tan
- ☐ Cameo



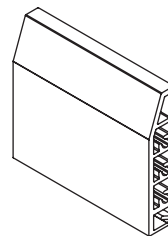
**21** Drip Cap

- ☐ White
- ☐ Tan
- ☐ Cameo



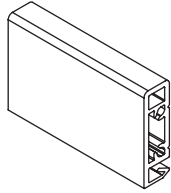
**22** 1-1/2" Z-Flange

- ☐ White
- ☐ Tan
- ☐ Cameo



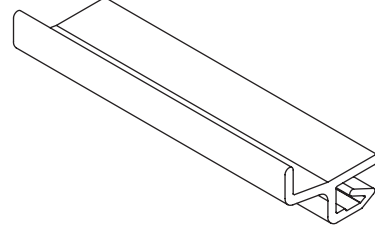
## 23 1" Z-Flange

- ☐ White
- ☐ Tan
- ☐ Cameo



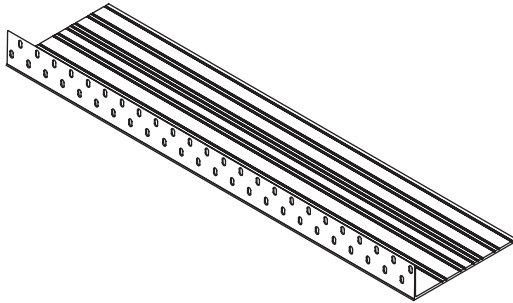
## 24 Stucco Adapter

- ☐ White
- ☐ Tan
- ☐ Cameo



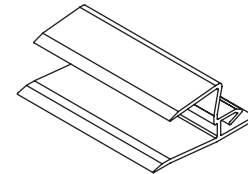
## 25 Drywall Jamb Extension

- ☐ White
- ☐ Tan
- ☐ Cameo



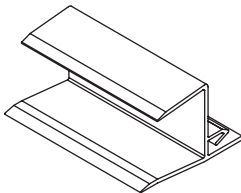
## 26 1/2" Drywall Return

- ☐ White
- ☐ Tan
- ☐ Cameo



## 27 3/4" Trim Receptor/Drywall Return

- ☐ White
- ☐ Tan
- ☐ Cameo

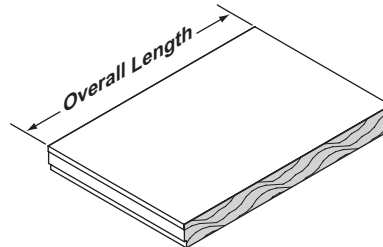


## 28 Jamb Extension

Specify overall length \_\_\_\_\_  
(to the nearest 16th of an inch)

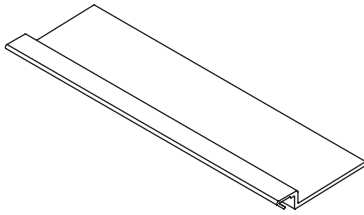
Specify species \_\_\_\_\_

*For rectangular units only. All radius units receive bendable cellular PVC jamb extensions. Please comment when ordering.*





**29** Jamb Extension Clip

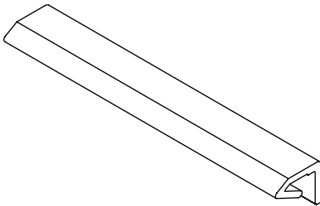


**30** Metal Joining/Installation Plate



**31** Accessory Groove Cover

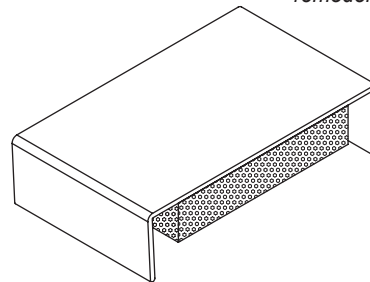
- ☐ White
- ☐ Tan
- ☐ Cameo



**32** Head Expander

- ☐ White
- ☐ Tan
- ☐ Cameo

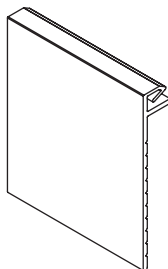
*For replacement and remodeling applications.*

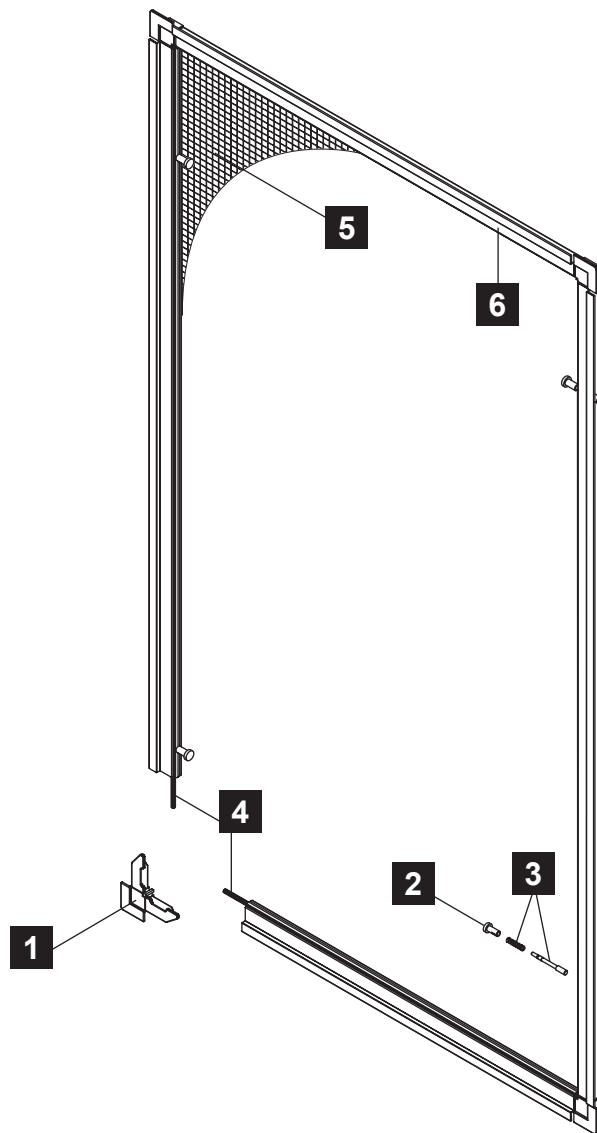


**33** Sill Extender

- ☐ White
- ☐ Tan
- ☐ Cameo

*For replacement and remodeling applications.*



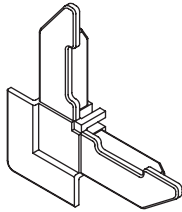


Parts Shown	Page
<b>1</b> Corner Key .....	9
<b>2</b> Screen Pin Knob.....	9
<b>3</b> Screen Pin & Spring .....	9
<b>4</b> Screen Spline .....	9
<b>5</b> Screen Mesh*	
<b>6</b> Screen Frame*	


\* Please comment when ordering.

### 1 Corner Key

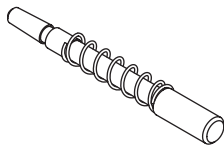
- ☐ White
- ☐ Tan
- ☐ Cameo



### 2 Screen Pin Knob



### 3 Screen Pin & Spring



### 4 Screen Spline

